

Copying of this document and giving it to others and the use or communication of the contents thereof, are forbidden without express authority. Offenders are liable to the payment of damages. All rights are reserved in the event of the grant of a patent or the registration of a utility model or design.

LT-Overview_MAY1CS60024D.vsd
23.10.2003
file name:
update:

Control room

Electronic room

Process/Local

+1CRU01



OS
Turboset 1

OLM IE-4

+1CRW01



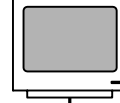
Win TS Turboset 1
Bently Nevada Data Manager
Turbosets 1 & 2

OLM IE-5

Plant DCS

Modbus

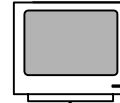
+2CRU01



OS
Turboset 2

OLM IE-6

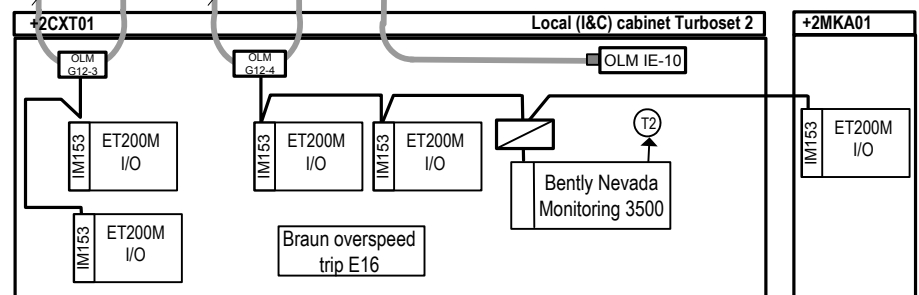
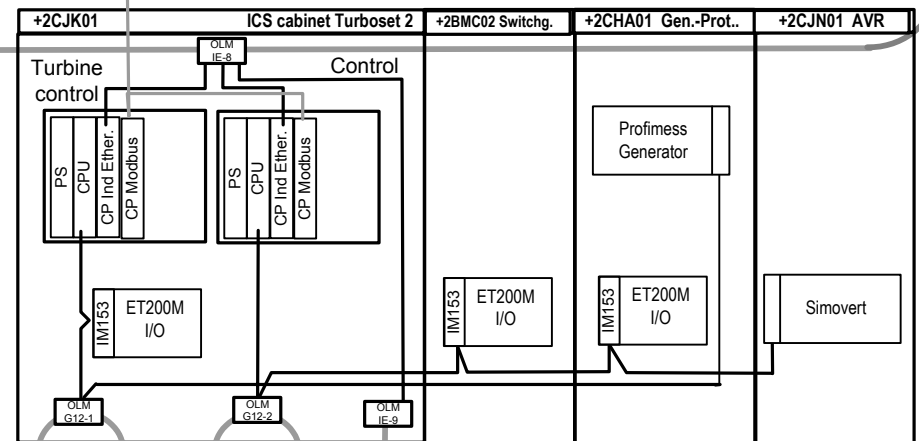
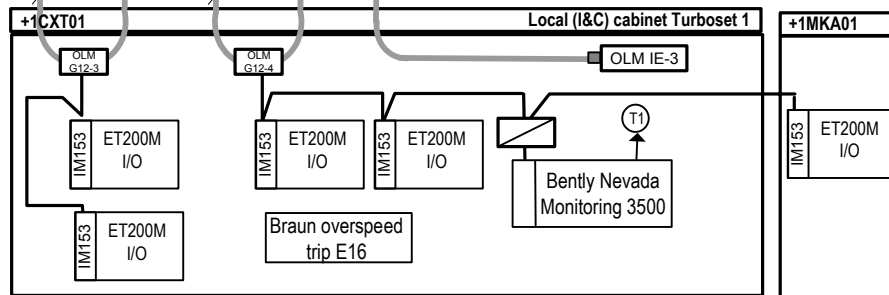
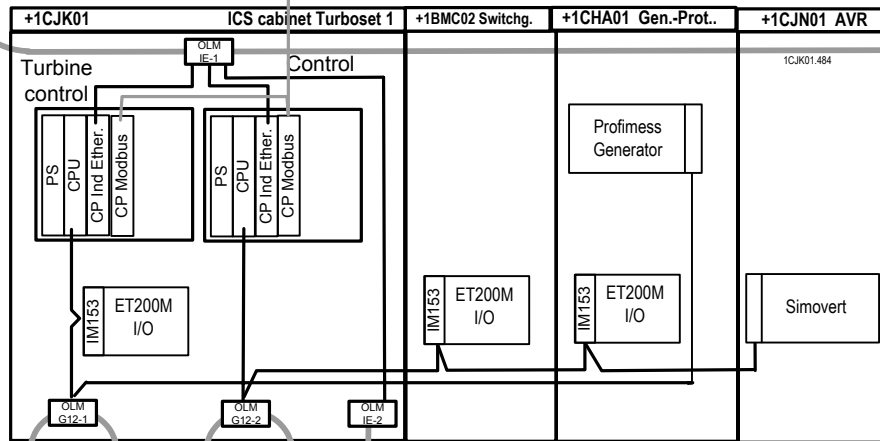
+2CRW01



Win TS
Turboset 2

OLM IE-7

Industrial Ethernet



D	as built	14.08.03	LRe	Date	2001-05-010
C	Update OLM-, Cable numbers	15.08.02	Wgr	Drawn	Martin Wenzinger
B	Modbus	13.06.02	Wgr	Appr.	
Rev.	Remarks	Date	Name	Norm.	

Orig. / Repl. f. / Repl. by

ELCHO CHP Plant

Siemens AG
Industrial Turbines and
Power Plants

I&C for Turbosets 1 & 2
Overview diagram
Function chart

T 6249 / T 6250

YF
LT-Overview_MAY1CS60024D.vsd
MAY1CS60024d
A_A0MAY_-EFA1300d
Sh.No. 1
1 Shs.